

4th/6th Stirling Beavers



Animal Friend



Camp Craft



Collector



Communicator



Cook



Creative



Cyclist



Disability Awareness



Experiment



Explore



Faith



Gardener



Global Issues



Health & Fitness



Hobbies



International



Photographer



Safety





Space





Sports


Activity Badges


 <p>Animal Friend</p>	<h2>1. Animal Friend Activity Badge</h2>
	<ol style="list-style-type: none"> 1. Learn how to care for an animal 2. Help to take care of that animal for six weeks 3. Tell others in your Colony or Lodge about the animal 4. Find out what the animal needs. Learn about its food, habitat, space, exercise and sleeping area. 5. Keep a note of how you have looked after the animal for two weeks. You can draw, take photographs or write short sentences. <p>Top tips The animal you care for could be a dog, cat, gerbil, guinea pig, fish, bird, rabbit, lamb or even a stick insect! Maybe you could help look after a family member's pet. Even though there are lots of computer games and things that show you what it's like to care for an animal, these won't count for this badge. You will need to learn to take care of a real, live animal.</p>


 <p>Camp Craft</p>	<h2>2. Camp Craft Activity Badge</h2>
	<ol style="list-style-type: none"> 1. Help to put up a tent 2. Collect wood and help to build a fire 3. Cook on a fire or barbeque 4. Learn how to tie a reef knot 5. Take part in a small pioneering project 6. Start your own camp blanket 7. Visit a Cub, Scout or Group camp <p>Top tips For the pioneering project you could use uncooked spaghetti or skewers and sweets, or bamboo canes and elastic bands to create simple A-frame structures - towers, bridges etc.</p>

 <p>Collector</p>	<h2>3. Collector Activity Badge</h2>
	<ol style="list-style-type: none"> 1. Spend at least six weeks making a collection 2. Show your Colony or Lodge a sample of things from your collection 3. Tell others in your Colony or Lodge about your collection. What is your collection? Why do you collect these things? What is your favourite thing from your collection?

 <p>Communicator</p>	<h2>4. Communicator Activity Badge</h2>
	<ol style="list-style-type: none"> 1. Learn how to make a phone call 2. Learn your phone number 3. Learn how to send an email or text message 4. Spell your name in Morse code, semaphore, the phonetic alphabet, or using pictures and symbols 5. Try to work out a simple message given to you in Morse code, semaphore, the phonetic alphabet, or using pictures and symbols

 <p>Cook</p>	<h2>5. Cook Activity Badge</h2>
	<ol style="list-style-type: none"> 1. Find out what makes a balanced diet 2. Find out about why being clean in the kitchen is important 3. Learn about being safe in the kitchen 4. Choose three dishes to prepare and cook. At least one dish should be savoury and one should be sweet <p>Top tips Here are some ideas for dishes you could prepare:</p> <ul style="list-style-type: none"> • For the sweet dish, you could make fruit salad, a strawberry smoothie, chocolate crispy cakes, corn flake cakes, high energy snack bars, homemade muesli or flapjacks • For the savoury dish you could try omelette, mini pitta bread pizzas, meat kebabs or cheese and ham toasties <p>If you're cooking at home take photos and bring them to your meeting.</p>

 <p>Creative</p>	<h2>6. Creative Activity Badge</h2>
	<ol style="list-style-type: none"> 1. Do a performance. You could try one of these: <ul style="list-style-type: none"> • poem • puppet show • short play • dance 2. Try a craft. You could make one of these: <ul style="list-style-type: none"> • card • seasonal item, e.g. decoration for a faith festival • glass painting • plate painting 3. Construct something. You could do one of these: <ul style="list-style-type: none"> • make something that has moving parts, using recycled materials • use Lego or Meccano to build something • make something from clay or plasticine 4. Use your imagination. You could do one of these: <ul style="list-style-type: none"> • draw a picture, or make a model or collage, of what the world might be like in 100 years • draw a picture, or make a model or collage, of what the world might be like in 100 years • create a superhero and tell others what superpowers they have

 <p>Cyclist</p>	<h2>7. Cyclist Activity Badge</h2>
	<ol style="list-style-type: none"> 1. Find out why it's important to wear safety equipment like a helmet, reflective clothing and lights 2. Show how to put on and wear a cycle helmet correctly 3. Show how to pump up a tyre 4. Go for a short ride in a safe place

8. Disability Awareness Activity Badge



Disability
Awareness

1. Disability awareness – do **one** of these:
 - Explain what a disability is.
 - Find out about a Paralympian and their sport. Tell a story about their achievements.
 - Visit an activity centre or playground for people with disabilities.
 - Talk about how your meeting place could be made better so that everyone can take part.
 - Make a poster that tells others about a disability. Choose something that's not mentioned later, in numbers 2, 3 or 4
2. Physical disability awareness – do **one** of these:
 - Show how to safely push a wheelchair.
 - Talk about an aid that can help a disabled person. It could be a type of wheelchair, computer, grabber or rising chair.
 - Play a game where you can only sit down or use one hand. Goalball is one game you could try
3. Deaf awareness – do **one** of these:
 - Learn how to fingerspell your name.
 - Learn the Promise in British Sign Language.
 - Explain what hearing dogs for deaf people do. Why are they helpful?
 - Play a game without using sound
4. Sight awareness – do **one** of these:
 - Talk about what guide dogs for blind people do
 - Guide a blindfolded Beaver through a game or assault course.
 - Play blind football or another blindfolded game

9. Experiment Activity Badge



Experiment

1. Do **three** experiments. Talk to your leader about trying these:
 - white light spinners
 - magnetism fun
 - making a ketchup packet sink on command
 - experiment with oil
 - volcano eruption
 - sodium bicarbonate and vinegar
 - dissolving
 - growing cress

Before you try them, what do you think might happen?

2. After you do your experiments, tell other Beavers what you saw and discovered. Try to explain why it happened.


10. Explore Activity Badge





Explore


1. Decide where to explore. You could go to:
 - the seashore
 - a forest or park
 - woodland
 - a town.
2. Think about what you expect to find.
3. Go on the exploration.
4. Tell other Beavers what you have discovered

Top tips For number 4, you could create a poster or collage using items you have collected on your exploration. Or you could make a slideshow out of some photos from your exploration.

 <p>Faith</p>	<h2>11. Faith Activity Badge</h2>
	<ol style="list-style-type: none"> 1. Write a prayer or reflection. 2. Read or share a prayer or reflection. You could do this for the opening or closing ceremony, or some other time. 3. Find and tell a story about doing your best and helping other people. Think about the ways it links to the Beaver Scout Promise. 4. Visit a place of worship and tell other Beaver Scouts about your visit. You can do this with photographs, drawings, handouts, leaflets or information sheets.

 <p>Gardener</p>	<h2>12. Gardener Activity Badge</h2>
	<ol style="list-style-type: none"> 1. Find out what happens to trees in each of the four seasons. 2. Learn how to use some gardening tools safely. 3. Find out what plants need to grow. 4. Help to look after a garden or allotment for three months. Keep a record of what you have done and the changes you see. You could draw pictures, write short sentences and take photographs. <p>Top tips For number 2, you can learn how to use small tools, like a trowel or a hand fork. If you want to find out more, you can learn about bigger tools used by adults. If you don't have a garden or allotment you can use, you could try looking after a range of pot plants. Or you could see if there's a scheme in your local community where there is something suitable. Your school might have a garden you can help with. Or your meeting place might have a space you can use.</p>

 <p>Global Issues</p>	<h2>13. Global Issues Activity Badge</h2>
	<ol style="list-style-type: none"> 1. Keep a diary for a week, showing how you have recycled or saved energy at home. 2. Try different kinds of Fairtrade products. Talk about the benefits of Fairtrade in the world. 3. Create a 'zoo' of endangered animals. Find out why they are endangered. You might include pandas, South China tigers, black rhinos, Sumatran orang-utans, Amur leopards, vaquitas or Hawksbill Turtles. 4. Use a soft drinks bottle to create a water filter using sand and pebbles. Talk about the problems some people have finding clean and safe drinking water.

 <p>Health & Fitness</p>	<h2>14. Health & Fitness Activity Badge</h2>
	<ol style="list-style-type: none"> 1. Take part in three agility activities (for example: an obstacle course, slalom relay, hula hooping, skipping, jumping over/around props, crab football, or egg and spoon race). 2. Learn about a variety of healthy foods and make a snack for yourself using some of these foods. 3. Monitor heartbeat before and after completing a range of different physical activities and understand the reasons for change. 4. Promote healthy eating and exercise to others. This could involve designing a poster, acting out a sketch, or creating something digitally.



Hobbies

15. Hobbies Activity Badge

1. Choose a hobby to take part in for at least six weeks.
2. Show that you have stuck with your hobby. Show what you know about your hobby and the skills you have learned.
3. Tell and show the Colony, your Lodge or Leaders about your chosen hobby. Talk about why you enjoy it.



International

16. International Activity Badge

1. Learn a song, play a game or perform a dance from another country.
2. Find out about Beaver Scouts, or younger Scouts if they don't have Beaver Scouts, in another country. What do they call themselves? What's their uniform like? And what do they say for their Promise? Find out as much as you can.
3. Draw five different flags from five different countries across the world. Tell someone else a fact about each country.
4. Try different kinds of food from another country. Vote for your favourite dish and explain why.
5. Learn how to say a greeting in a language other than your own.



Photographer

17. Photographer Activity Badge

1. Show how to use a camera to take a good photograph.
2. Make up a scrapbook showing different ways photographs can be used, like in the news, advertising or art.
3. Take 10 or more photos and show these to your Lodge or an adult. Why do you like these photos? What made you take them?

Top tips

The photographs could be part of a project about things like animals or plants. You could take photos when you're on a trip, to capture things that happen on the day. Remember to ask permission before you take a photo of somebody.



Safety

18. Safety Activity Badge

1. Tell others what the Green Cross Code is about.
2. Tell others what the Water Safety Code is about.
3. Say what you should do if a stranger walks over to you and tries to talk to you.
4. Point out dangers around the home or at your meeting place.
5. Tell others what you should do if there is a fire. Talk about what you would do during a fire drill at your meeting place.
6. Find out how to call the emergency services.
7. Tell others what you should do at a roadside and at a railway level crossing.

Top tips For this badge, your leader might want to invite people from the police, ambulance service or fire brigade.

If you're going out for a walk in the local area, use it as a chance to test yourself on the Green Cross Code. Can you remember what it says?

19. Space Activity Badge



Space

1. Point out some of the things you can see in the night sky. It could be stars, the moon or planets.
2. Point out and name at least one constellation you can see.
3. Name the eight planets in our solar system.
4. Find out about a current space mission.

Top tips

You can see different constellations during different seasons in the year!

There are eight planets in the solar system, but there used to be nine. If you'd like to, you could find out about the 'other planet' from an adult.

The International Space Station (ISS) is carrying out lots of exciting experiments in space. On some nights you can see the ISS in the sky - it travels quite quickly and looks like a star.

To find out where the International Space Station is and get more tips on astronomy, visit meteorwatch.org

Right now, there are vehicles called 'landers' exploring the surface of Mars. If you go on the NASA website, you'll find photos they send back. Visit nasa.gov

20. Sports Activity Badge



Sports

1. Take part in a sport or physical activity regularly for at least six weeks.
2. Take part in a match, competition or demonstration of that sport.
3. Show your Lodge, Colony or an adult the skills you have learned.
4. Tell your Lodge, Colony or an adult about the rules of your sport.